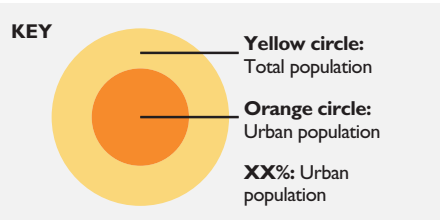


Urban Asia

About 40% of Asia's population now lives in cities, compared with 70% in Europe, North America, and Latin America, but the coming decades are expected to bring rapid increases in urbanization. By 2050, with the urbanization of more than two-thirds of the People's Republic of China's population and more than half of India's, Asia's cities are predicted to be home to more than 60% of the world's urban dwellers.

Urbanization

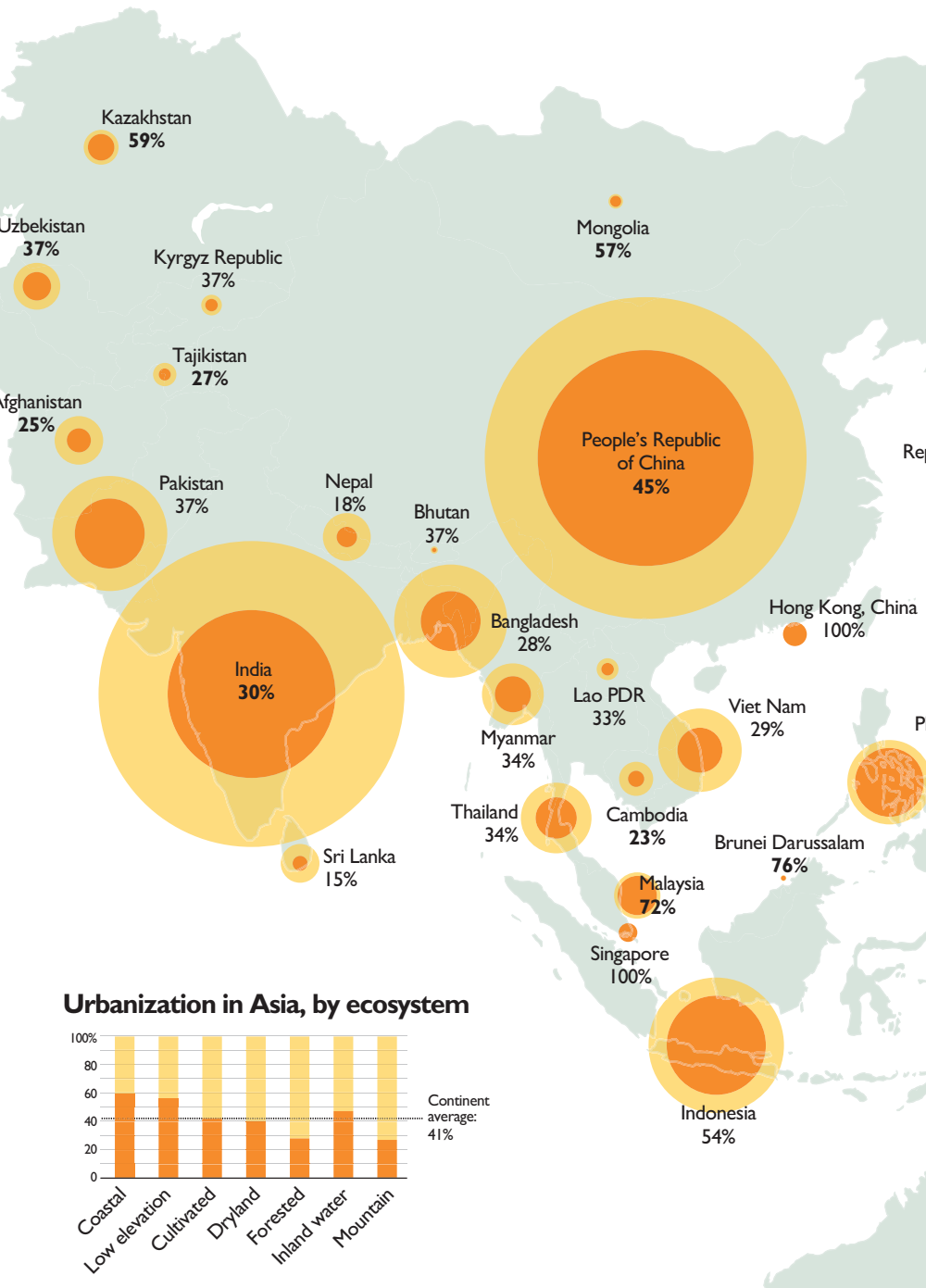
Percentage of population living in cities in 2010



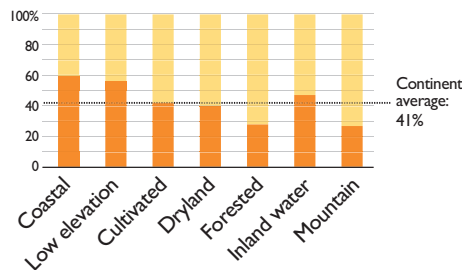
TOTAL POPULATION, BY COUNTRY

In millions, 2010

	Total population	Total population
PRC	1,351.5	Sri Lanka 19.6
India	1,220.2	Kazakhstan 15.8
Indonesia	239.6	Cambodia 15.2
Pakistan	173.4	Azerbaijan 8.7
Bangladesh	166.6	Hong Kong, China 7.4
Japan	127.8	Tajikistan 7.1
Philippines	93.0	Papua New Guinea 6.7
Viet Nam	90.8	Lao PDR 6.2
Thailand	65.1	Kyrgyz Republic 5.5
Myanmar	50.1	Turkmenistan 5.2
Afghanistan	30.4	Singapore 4.6
Nepal	29.9	Georgia 4.3
Uzbekistan	28.6	Armenia 3.0
Malaysia	27.9	Mongolia 2.7
Republic of Korea	24.0	Bhutan 0.7
Australia	21.4	Brunei Darussalam 0.4



Urbanization in Asia, by ecosystem



Sources: United Nations Human Settlements Programme (www.unhabitat.org/stats); "State of the World's Cities 2008/2009" by UN-HABITAT

Research and design by Mark Blackwell

Intellectual Capital on the Rise

Growing Research

Asia's contribution to research is rising.

SHARE OF WORLD R&D SPENDING

Asia's research and development expenditures, as a percentage of research



SHARE OF WORLD'S RESEARCHERS

Number of researchers in Asia, as percentage of researchers in the world

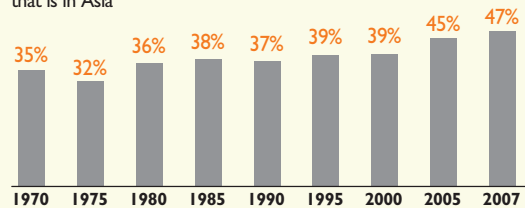


Advanced Education

Asia is home to nearly half of the world's tertiary education students, up from about a third in 1970.

SHARE OF WORLD'S TERTIARY ENROLLMENT

Percentage of the world's total tertiary education enrollment that is in Asia

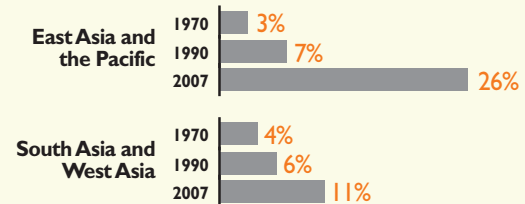


Higher Enrollment

Post-secondary education rates are rising worldwide. Asia's participation rate has climbed dramatically.

TERTIARY ENROLLMENT

Percentage in tertiary education, among those not more than 5 years beyond the customary age for secondary education.



Photos: AFP

Source: United Nations Educational, Scientific and Cultural Organization (UNESCO)

